

STUDENT WORKSHEET

How to Catch the Catch

The equipment needed by the waterman is widely varied and is often made by the watermen themselves. Each piece of equipment a waterman uses catches a different kind of creature.

Directions: Figure out *How to Catch the Catch!* Use the information you have gained to identify which creature the waterman catches with each piece of equipment. Using the *Word Boxes*, write the name of the equipment and the creature it catches below each picture.

Bay Critter Word Box

Crabs

Oysters

Clams

Eels

Fish

Equipment Word Box

Hand Tongs

Crab Pot

Trotline

Dredge

Eel Pot

Pound Net

Gill Net

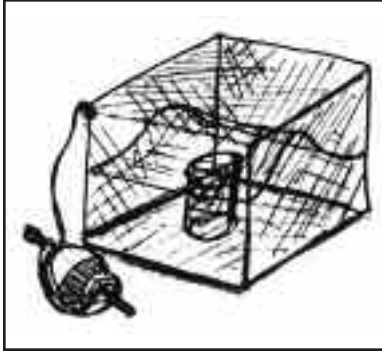
Fyke Net

Hydraulic Clam Conveyor

Name _____ Date _____

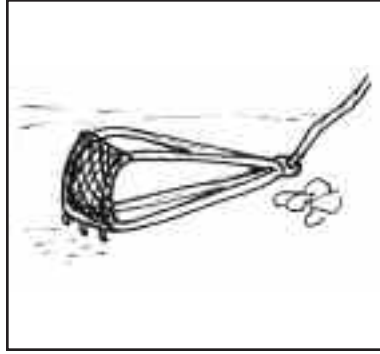
STUDENT WORKSHEET

How to Catch the Catch



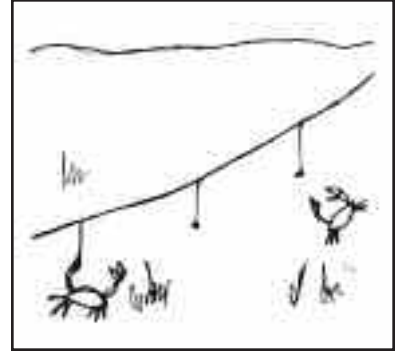
Type of Equipment _____

Creature Caught _____



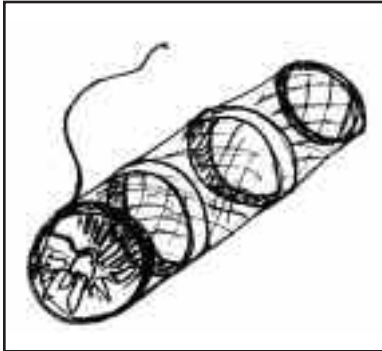
Type of Equipment _____

Creature Caught _____



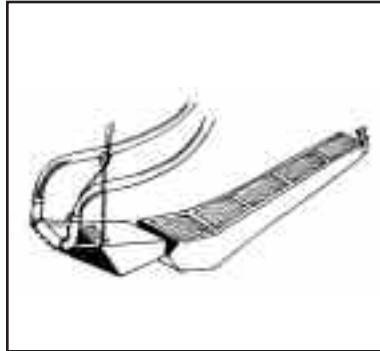
Type of Equipment _____

Creature Caught _____



Type of Equipment _____

Creature Caught _____



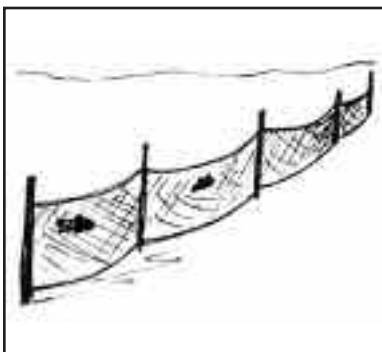
Type of Equipment _____

Creature Caught _____



Type of Equipment _____

Creature Caught _____



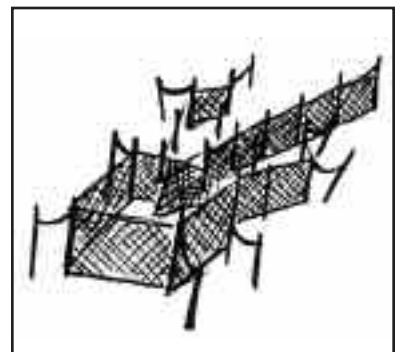
Type of Equipment _____

Creature Caught _____



Type of Equipment _____

Creature Caught _____



Type of Equipment _____

Creature Caught _____